
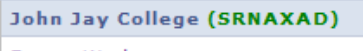
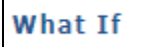
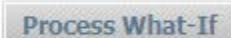


# How to Access Your Degree Audit

- Go to [www.cuny.edu](http://www.cuny.edu) using the internet browser **Mozilla Firefox**.
- In the upper right side, click on  and then **DegreeWorks**.
- Type in your CUNY First Username and Password.
- Click on **DegreeWorks**. 

## **If you plan to CHANGE your Major, follow the steps below:**

- Click the “**What If**” button on the left hand side. 
- Select the appropriate Degree and Major you plan to declare.
- Then click the “**Process What-If**” button. 

## **If you do not know your CUNY First Username and/or Password,**

### **follow the steps below:**

- On the CUNY First Log In page, click “**Forgot Your Password**” and follow the steps listed.
- If after doing these steps you are still experiencing difficulties, please call the Help Desk at 212-237-8200 to have your account reset.

# How to Access Your Unofficial Transcript

- Go to [www.cuny.edu](http://www.cuny.edu) using the internet browser **Mozilla Firefox**.
- In the upper right side, click on **Log-In** and then **CUNYFIRST**.
- Type in your CUNYFIRST Username and Password.
- On the left side, click on your **STUDENT CENTER**.
- In the **Academics** section, click the drop down menu and select **Student Unofficial Transcript**.
- Please note that your transcript will pop up in a separate window therefore, you may need to configure your browser to allow pop-ups from CUNY First.

*Academic Advisement Center, 524 W59th Street, New York, NY 10019, L.73 New Building*  
[academicadvising@jjay.cuny.edu](mailto:academicadvising@jjay.cuny.edu)